

## 8GHH GLOBAL HIGH PERFORMANCE HIGH HEAD



Global Pump® High Performance High Head pumps are specifically designed to effectively handle a wide range of liquids in applications such as liquid transfer, wash down, fire protection, fracking and jetting where high heads and pressure are required.

Global Pump High Performance High Head pumps provide a dependable, highly efficient solution in a completely automatic priming pump. The model 8GHH is capable of achieving maximum flows of 2,665 gpm (605 m<sup>3</sup>/h) and maximum total head of 745' (227 m) with solids handling up to 1.375" (34.9 mm) in diameter.

The standard 8GHH is powered by a water-cooled, 6-cylinder diesel engine. Alternative drives are available, including other diesel engines or electric motor options.

### FEATURES

Global Pump's rugged, heavy duty pumps are engineered specifically for portable application

Non-return valve uses only a single moving part to allow full flow with minimal restriction

Standard engine control panel provides preset emergency shutdown protection and allows the addition of automatic level control

Fully guarded coupling

Pump casings are hydrostatically tested to 50 psig (345 kPa) above the peak casing design pressure

Skid-mounted formats with tie downs, lifting bail, and fork pockets

### OPTIONS

Available with a variety of priming systems, including Global's Auto Prime® automatic priming system (compressor-fed venturi priming) or a diaphragm priming system

Mechanical seal with glycol (biodegradable optional) quench allows the pump to start and run dry

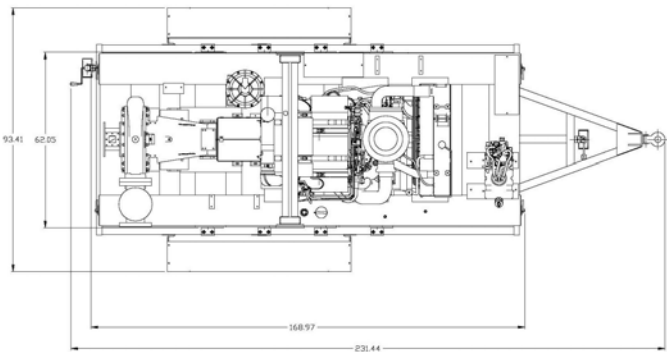
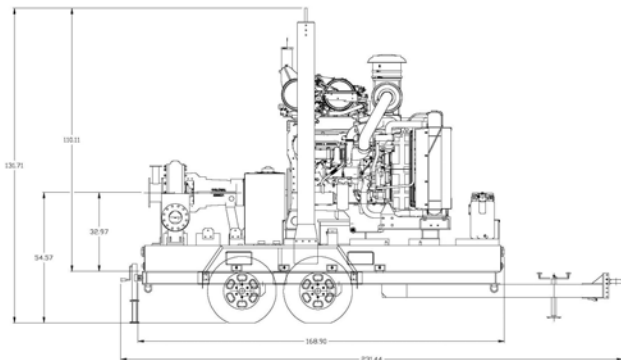
Global Pump's Environmental Box separates and silences air exhaust and returns liquid to the pump suction.

Fuel cubes for extended run times and/or remote location as required

Sound attenuated enclosure options

Hose racks, accessory containers and other custom features available as required

Wide range of suction and discharge fittings including Global Pump's own "QD" Quick Disconnect fittings and accessories

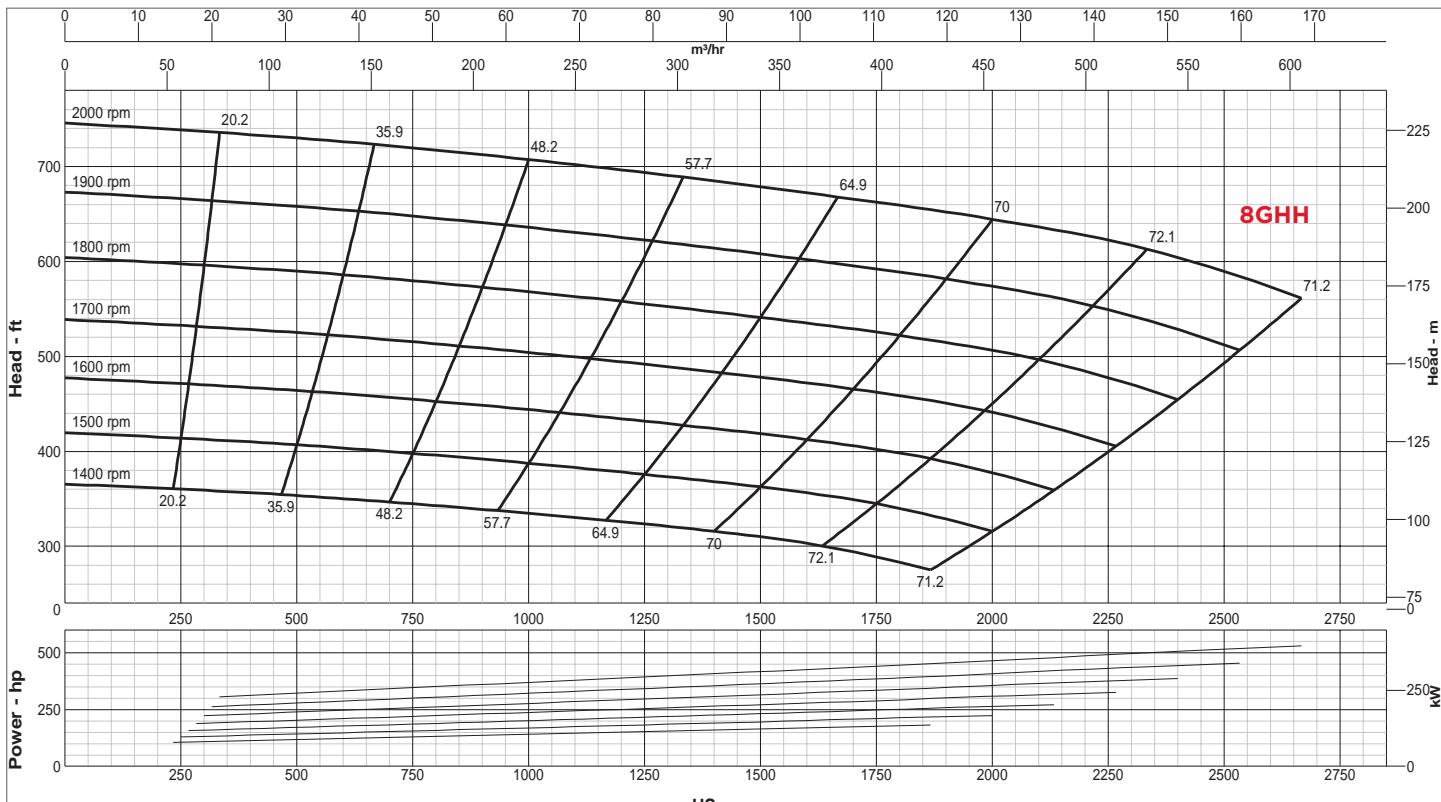


**SPECIFICATIONS**

Connections	8" x 6" (200 mm x 150 mm) ANSI Flanges
Max Pump Speed	2,000 rpm
Max Flow	2,665 gpm (605 m <sup>3</sup> /h)
Max Head	745' (227 m)
Max Static Priming Lift	28' (8.5 m)
Temperature Limit	160° F (70° C)
Solids Handling Capability	1.375" (34.9 mm)
Max Casing Pressure	300 psig (2,068 kPa)
Fuel Cell	253 gallons (958 liters)
Dry Weight	11,300 lbs

**PUMP MATERIAL**

Casing	Cast Steel (CD4MCu is an option)
Impeller	CD4MCu
Bearing Housing	Cast Iron
Bearing Lubrication	Grease
Shaft/Shaft Sleeves	Stainless Steel/FNC Treated Steel
Seal	Silicon Carbide on Silicon Carbide
Chassis/Fuel Cell	Steel
Non-Return Valve	Steel



**GLOBAL PUMP**  
 10162 East Coldwater Road, Davison, MI 48423  
 Tel: 810.653.4828 Fax: 810.658.0632  
**1.866.360.PUMP** [www.globalpump.com](http://www.globalpump.com)